

BARI

astro

GENERAL

LOCATION:	Bathroom
CLASS:	CE (Class 2)
IP RATING:	IP44
BATHROOM ZONE:	Zone 2, 3
VOLTAGE:	Mains 230V
INSTALLATION ORIENTATION:	Wall mount - vertical
MAIN MATERIAL:	Metal - zinc
DIMENSIONS:	H: 200mm W: 40mm D: 63mm
CUT OUT HOLE:	Not applicable
RECESS DEPTH:	Not applicable
FIRE RATING:	Not applicable
CABLE LENGTH:	Not applicable
GROSS WEIGHT:	0.70Kg

LAMP

LIGHT SOURCE:	G9
MAXIMUM WATTAGE:	40W MAX
LAMP INCLUDED:	No
MAXIMUM LAMP LENGTH:	To be advised
R9:	Lamp dependent
MACADAM ELLIPSE:	Not applicable
TILT ADJUSTABLE ANGLE:	Not applicable
ROTATION ADJUSTABLE ANGLE:	Not applicable
AVERAGE LIFESPAN:	Lamp dependent
L70:	Not applicable
BEAM ANGLE:	Not applicable

ELECTRICAL

SWITCHED:	No
DIMMABLE:	Yes
DIMMING METHOD:	Lamp dependent
DRIVER INCLUDED:	Not applicable
DRIVER OUTPUT CURRENT:	Not applicable
DRIVER OUTPUT VOLTAGE:	Not applicable
SUPPLY FREQUENCY:	Not applicable
DRIVER/BALLAST VOLTAGE:	Not applicable
DRIVER AVERAGE LIFESPAN:	Not applicable
EFFICACY:	Lamp dependent

ADDITIONAL INFORMATION

SHADE INCLUDED:	Not applicable
SHADE MATERIAL:	Not applicable



CODE: 1047001 (0340)
FINISH: POLISHED CHROME



CODE: 1047004 (8035)
FINISH: MATT NICKEL



CODE: 1047005 (8036)
FINISH: BRONZE



CODE: 1047006 (8037)
FINISH: MATT BLACK



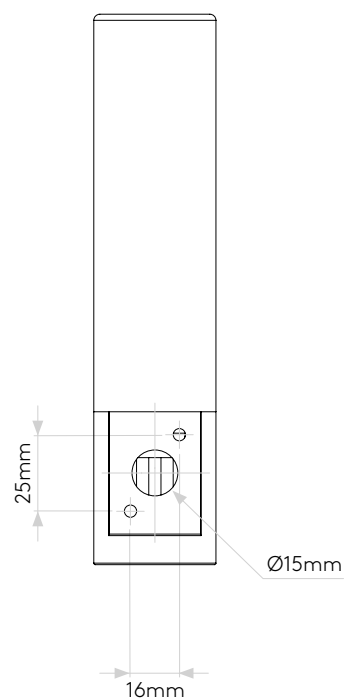
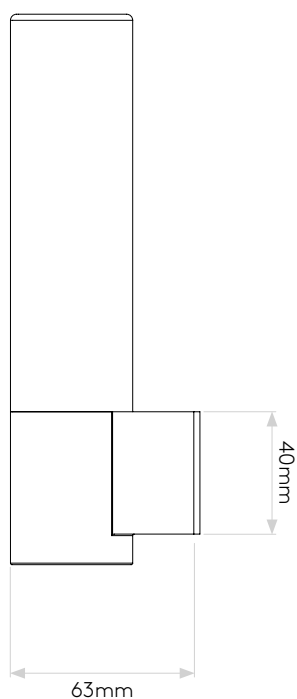
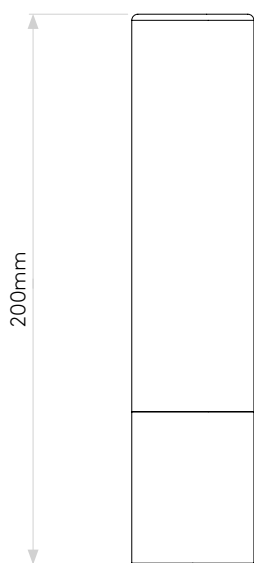
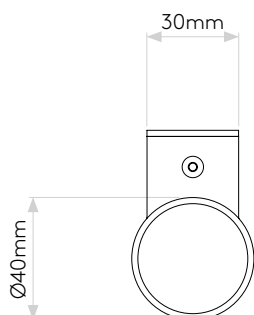
CODE: 1047007 (8038)
FINISH: MATT WHITE



CODE: 1047009 (8058)
FINISH: POLISHED COPPER



CODE: 1047010 (8401)
FINISH: MATT GOLD



Please note that some dimensions may vary slightly due to manufacturing tolerances, this includes cable entry and fixing holes

Veuillez noter que certaines dimensions peuvent varier légèrement en raison des tolérances de fabrication, y compris l'entrée de câble et les trous de fixation.

Bitte beachten Sie, dass die Maße Fertigungstoleranzen unterliegen und daher in geringem Umfang von der angegebenen Größe abweichen können. Dies gilt auch für Kabeingänge und Befestigungslöcher.

Si prega notare che possono esserci piccole variazioni in alcune dimensioni dovute alle tolleranze di produzione, queste includono l'ingresso del cavo e i fori di fissaggio.